

**FIEM (CC148)**  
**CA4 SCHEDULE - 2ND SEM - AY2024-25**

COURSE	COURSENAME	TYPE	SEM	PAPERNAME	PAPERCODE	SYLLABUS	UPID	DAY	DATE	SLOT	TIME
001	CSE	UG	2	Chemistry-I (Gr-A)	BSCH201	New	2002	1	05-05-2025	1st	10.00AM -10.40AM
001	CSE	UG	2	Mathematics - IIA	BSM201	New	2005	2	06-05-2025	1st	10.00AM -10.40AM
001	CSE	UG	2	Programming for Problem Solving	ESCS201	New	2008	3	07-05-2025	1st	10.00AM -10.40AM
001	CSE	UG	2	English	HMHU201	New	2011	4	08-05-2025	1st	10.00AM -10.40AM
002	IT	UG	2	Chemistry-I (Gr-A)	BSCH201	New	2002	1	05-05-2025	1st	10.00AM -10.40AM
002	IT	UG	2	Mathematics - IIA	BSM201	New	2005	2	06-05-2025	1st	10.00AM -10.40AM
002	IT	UG	2	Programming for Problem Solving	ESCS201	New	2008	3	07-05-2025	1st	10.00AM -10.40AM
002	IT	UG	2	English	HMHU201	New	2011	4	08-05-2025	1st	10.00AM -10.40AM
003	ECE	UG	2	Physics-I (Gr-B)	BSPH201	New	2001	1	05-05-2025	1st	10.00AM -10.40AM
003	ECE	UG	2	Mathematics - IIB	BSM202	New	2006	2	06-05-2025	1st	10.00AM -10.40AM
003	ECE	UG	2	Programming for Problem Solving	ESCS201	New	2008	3	07-05-2025	1st	10.00AM -10.40AM
003	ECE	UG	2	English	HMHU201	New	2011	4	08-05-2025	1st	10.00AM -10.40AM
007	ME	UG	2	Chemistry-I (Gr-A)	BSCH201	New	2002	1	05-05-2025	1st	10.00AM -10.40AM
007	ME	UG	2	Mathematics - IIB	BSM202	New	2006	2	06-05-2025	1st	10.00AM -10.40AM
007	ME	UG	2	Programming for Problem Solving	ESCS201	New	2008	3	07-05-2025	1st	10.00AM -10.40AM
007	ME	UG	2	English	HMHU201	New	2011	4	08-05-2025	1st	10.00AM -10.40AM
016	EE	UG	2	Physics-I (Gr-B)	BSPH201	New	2001	1	05-05-2025	1st	10.00AM -10.40AM
016	EE	UG	2	Mathematics - IIB	BSM202	New	2006	2	06-05-2025	1st	10.00AM -10.40AM
016	EE	UG	2	Programming for Problem Solving	ESCS201	New	2008	3	07-05-2025	1st	10.00AM -10.40AM
016	EE	UG	2	English	HMHU201	New	2011	4	08-05-2025	1st	10.00AM -10.40AM
305	CSEDS	UG	2	Chemistry-I (Gr-A)	BSCH201	New	2002	1	05-05-2025	1st	10.00AM -10.40AM
305	CSEDS	UG	2	Mathematics -IIA	BSM201	New	2005	2	06-05-2025	1st	10.00AM -10.40AM
305	CSEDS	UG	2	Programming for Problem Solving	ESCS201	New	2008	3	07-05-2025	1st	10.00AM -10.40AM
305	CSEDS	UG	2	English	HMHU201	New	2011	4	08-05-2025	1st	10.00AM -10.40AM
419	BBA	UG	2	Environment & Sustainable Development	BBACO201	2023-24-C	2000060	1	05-05-2025	1st	10.00AM -10.40AM
419	BBA	UG	2	Modern Indian Languages and Literature	AECC201	2023-24-C	2500002	1	05-05-2025	5th	2.20PM-3.00PM
419	BBA	UG	2	Business Economics - Macro	BBACO202	2023-24-C	2000061	2	06-05-2025	1st	10.00AM -10.40AM
419	BBA	UG	2	Management Information System	MIC201	2023-24-C	2500001	3	07-05-2025	1st	10.00AM -10.40AM
419	BBA-GE4	UG	2	Business Regulatory Framework	GE4B-06	2023-24-C	2510019	5	10-05-2025	1st	10.00AM -10.40AM
427	BCA	UG	2	Computer Architecture	BCAC201	2023-24-C	2000077	1	05-05-2025	1st	10.00AM -10.40AM
427	BCA	UG	2	Modern Indian Languages and Literature	AECC201	2023-24-C	2500002	1	05-05-2025	5th	2.20PM-3.00PM
427	BCA	UG	2	Basics of Web Design Using Html, CSS, Java Script	BCAC202	2023-24-C	2000079	2	06-05-2025	1st	10.00AM -10.40AM
427	BCA	UG	2	Organization Behaviour	MIM201A	2023-24-C	2500004	4	08-05-2025	1st	10.00AM -10.40AM
427	BCA	UG	2	IT Literacy	GE3B-01	2023-24-C	2510001	5	10-05-2025	1st	10.00AM -10.40AM
427	BCA	UG	2	Basic Mathematics & Statistics	GE3B-02	2023-24-C	2510002	5	10-05-2025	1st	10.00AM -10.40AM

**FIEM (CC148)**  
**CA4 SCHEDULE - 4TH SEM - AY2024-25**

COURSE	COURSENAME	TYPE	SEM	PAPERNAME	PAPERCODE	SYLLABUS	UPID	DAY	DATE	SLOT	TIME
001	CSE	UG	4	Discrete Mathematics	PCC-CS401	New	4407	1	05-05-2025	2nd	11.00AM-11.40AM
001	CSE	UG	4	Computer Architecture	PCC-CS402	New	4442	2	06-05-2025	2nd	11.00AM-11.40AM
001	CSE	UG	4	Biology	BSC 401	New	4408	2	06-05-2025	6th	3.20PM-4.00PM
001	CSE	UG	4	Environmental Sciences	MC401	New	4421	3	07-05-2025	6th	3.20PM-4.00PM
001	CSE	UG	4	Formal Language & Automata Theory	PCC-CS403	New	4423	4	08-05-2025	2nd	11.00AM-11.40AM
001	CSE	UG	4	Design and Analysis of Algorithm	PCC-CS404	New	4416	4	08-05-2025	6th	3.20PM-4.00PM
002	IT	UG	4	Discrete Mathematics	PCC-CS401	New	4407	1	05-05-2025	2nd	11.00AM-11.40AM
002	IT	UG	4	Computer Architecture	PCC-CS402	New	4442	2	06-05-2025	2nd	11.00AM-11.40AM
002	IT	UG	4	Biology	BSC 401	New	4408	2	06-05-2025	6th	3.20PM-4.00PM
002	IT	UG	4	Environmental Sciences	MC401	New	4421	3	07-05-2025	6th	3.20PM-4.00PM
002	IT	UG	4	Formal Language & Automata Theory	PCC-CS403	New	4423	4	08-05-2025	2nd	11.00AM-11.40AM
002	IT	UG	4	Design and Analysis of Algorithm	PCC-CS404	New	4416	4	08-05-2025	6th	3.20PM-4.00PM
003	ECE	UG	4	Analog Communication	EC401	New	4451	1	05-05-2025	2nd	11.00AM-11.40AM
003	ECE	UG	4	Analog Electronic Circuits	EC402	New	4452	2	06-05-2025	2nd	11.00AM-11.40AM
003	ECE	UG	4	Biology for Engineers	BS-B401	New	4408	2	06-05-2025	6th	3.20PM-4.00PM
003	ECE	UG	4	Microprocessor & Microcontrollers	EC403	New	4430	3	07-05-2025	2nd	11.00AM-11.40AM
003	ECE	UG	4	Design and Analysis of Algorithm	ES-CS401	New	4416	4	08-05-2025	6th	3.20PM-4.00PM
003	ECE	UG	4	Numerical Methods(BS)	BS-M401	New	4401	5	10-05-2025	2nd	11.00AM-11.40AM
007	ME	UG	4	Strength of Materials	PC-ME403	New	4432	1	05-05-2025	2nd	11.00AM-11.40AM
007	ME	UG	4	Applied Thermodynamics	PC-ME401	New	4476	2	06-05-2025	2nd	11.00AM-11.40AM
007	ME	UG	4	Fluid Mechanics & Fluid Machines	PC-ME402	New	4422	3	07-05-2025	2nd	11.00AM-11.40AM
007	ME	UG	4	Metrology and Instrumentation	PC-ME404	New	4427	4	08-05-2025	2nd	11.00AM-11.40AM
007	ME	UG	4	Materials Engineering	ES-ME401	New	4425	4	08-05-2025	6th	3.20PM-4.00PM
016	EE	UG	4	Electric machine-I	PC-EE 401	New	4420	1	05-05-2025	2nd	11.00AM-11.40AM
016	EE	UG	4	Digital Electronic	PC-EE 402	New	4419	2	06-05-2025	2nd	11.00AM-11.40AM
016	EE	UG	4	Electrical and Electronics Measurement	PC-EE 403	New	4413	3	07-05-2025	2nd	11.00AM-11.40AM
016	EE	UG	4	Thermal Power Engineering	ES-EE 401	New	4433	4	08-05-2025	2nd	11.00AM-11.40AM
016	EE	UG	4	Values and Ethics in profession	HM-EE401	New	4435	5	10-05-2025	2nd	11.00AM-11.40AM
305	CSEDS	UG	4	Discrete Mathematics	PCC- CS401	NEW	4407	1	05-05-2025	2nd	11.00AM-11.40AM
305	CSEDS	UG	4	Database Management System	PCC-DS 401	NEW	4810	2	06-05-2025	2nd	11.00AM-11.40AM
305	CSEDS	UG	4	Biology	BSC 401	NEW	4408	2	06-05-2025	6th	3.20PM-4.00PM
305	CSEDS	UG	4	Data Mining	PCC-DS 402	NEW	4805	3	07-05-2025	2nd	11.00AM-11.40AM
305	CSEDS	UG	4	Environmental Sciences	MC401	NEW	4421	3	07-05-2025	6th	3.20PM-4.00PM
305	CSEDS	UG	4	Formal Language & Automata Theory	PCC-CS403	NEW	4423	4	08-05-2025	2nd	11.00AM-11.40AM
305	CSEDS	UG	4	Design and Analysis of Algorithm	PCC-CS 404	NEW	4416	4	08-05-2025	6th	3.20PM-4.00PM

**FIEM (CC148)**  
**CA4 SCHEDULE - 6TH SEM - AY2024-25**

COURSE	COURSENAME	TYPE	SEM	PAPERNAME	PAPERCODE	SYLLABUS	UPID	DAY	DATE	SLOT	TIME
001	CSE	UG	6	Database Management Systems	PCC-CS601	New	6577	1	05-05-2025	3rd	12.00-12.40PM
001	CSE	UG	6	Computer Networks	PCC-CS602	New	6596	2	06-05-2025	3rd	12.00-12.40PM
001	CSE	UG	6	Distributed Systems	PEC-IT601B	New	6590	3	07-05-2025	3rd	12.00-12.40PM
001	CSE	UG	6	Research Methodology	CS601	New	6880	3	07-05-2025	7th	4.20PM-5.00PM
001	CSE	UG	6	Data Warehousing and Data Mining	PEC-IT602B	New	6584	4	08-05-2025	3rd	12.00-12.40PM
001	CSE	UG	6	Human Resource Development and	OEC-IT601B	New	6594	5	10-05-2025	3rd	12.00-12.40PM
002	IT	UG	6	Database Management Systems	PCC-CS601	New	6577	1	05-05-2025	3rd	12.00-12.40PM
002	IT	UG	6	Computer Networks	PCC-CS602	New	6596	2	06-05-2025	3rd	12.00-12.40PM
002	IT	UG	6	Distributed Systems	PEC-IT601B	New	6590	3	07-05-2025	3rd	12.00-12.40PM
002	IT	UG	6	Research Methodology	CS601	New	6880	3	07-05-2025	7th	4.20PM-5.00PM
002	IT	UG	6	Data Warehousing and Data Mining	PEC-IT602B	New	6584	4	08-05-2025	3rd	12.00-12.40PM
002	IT	UG	6	Human Resource Development and	OEC-IT601B	New	6594	5	10-05-2025	3rd	12.00-12.40PM
003	ECE	UG	6	Control System & Instrumentation	EC601	New	6637	1	05-05-2025	3rd	12.00-12.40PM
003	ECE	UG	6	Computer Network	EC602	New	6596	2	06-05-2025	3rd	12.00-12.40PM
003	ECE	UG	6	Bio-Medical Electronics	PE-EC603B	New	6750	3	07-05-2025	3rd	12.00-12.40PM
003	ECE	UG	6	CMOS VLSI Design	PE-EC603C	New	6751	3	07-05-2025	3rd	12.00-12.40PM
003	ECE	UG	6	Information Theory & Coding	PE-EC603D	New	6752	3	07-05-2025	3rd	12.00-12.40PM
003	ECE	UG	6	Object Oriented Programming	OE-EC604C	New	6602	4	08-05-2025	3rd	12.00-12.40PM
003	ECE	UG	6	Economics for Engineers	HS-HU601	New	6621	5	10-05-2025	3rd	12.00-12.40PM
007	ME	UG	6	Advanced Fluid Mechanics	PE-ME601E	New	6656	1	05-05-2025	3rd	12.00-12.40PM
007	ME	UG	6	Advanced Fluid Mechanics	PE-ME602E	New	6656	1	05-05-2025	3rd	12.00-12.40PM
007	ME	UG	6	Design of Machine Elements	PC-ME602	New	6618	2	06-05-2025	3rd	12.00-12.40PM
007	ME	UG	6	Material Handling	PE-ME601I	New	6660	3	07-05-2025	7th	4.20PM-5.00PM
007	ME	UG	6	Material Handling	PE-ME602I	New	6660	3	07-05-2025	7th	4.20PM-5.00PM
007	ME	UG	6	Operations Research	HM-HU601	New	6650	4	08-05-2025	3rd	12.00-12.40PM
007	ME	UG	6	Manufacturing Technology	PC-ME601	New	6653	5	10-05-2025	3rd	12.00-12.40PM

**FIEM (CC148)**  
**CA4 SCHEDULE - 6TH SEM - AY2024-25**

016	EE	UG	6	Power System-II	PC-EE 601	New	6603	1	05-05-2025	3rd	12.00-12.40PM
016	EE	UG	6	Micro processor & micro controller	PC-EE 602	New	6608	2	06-05-2025	3rd	12.00-12.40PM
016	EE	UG	6	VLSI And Micro Electronics	OE-EE601C	New	6748	2	06-05-2025	7th	4.20PM-5.00PM
016	EE	UG	6	Digital Signal Processing	OE-EE601A	New	6623	2	06-05-2025	7th	4.20PM-5.00PM
016	EE	UG	6	Digital control system	PE-EE 601A	New	6642	3	07-05-2025	3rd	12.00-12.40PM
016	EE	UG	6	HVDC Transmission	PE-EE 601B	New	6746	3	07-05-2025	3rd	12.00-12.40PM
016	EE	UG	6	Industrial Electrical Systems	PE-EE 602C	New	6619	4	08-05-2025	3rd	12.00-12.40PM
016	EE	UG	6	Electrical And Hybrid Vehicle	PE-EE 602A	New	6610	4	08-05-2025	3rd	12.00-12.40PM
016	EE	UG	6	Economics For Engineers	HM-EE601	New	6621	5	10-05-2025	3rd	12.00-12.40PM
305	CSEDS	UG	6	Artificial Intelligence	PCC- DS601	New	6884	1	05-05-2025	3rd	12.00-12.40PM
305	CSEDS	UG	6	Data Communication and Computer Networks	PCC-DS602	New	6885	2	06-05-2025	3rd	12.00-12.40PM
305	CSEDS	UG	6	Human Resource Development and	OEC- DS601B	New	6897	2	06-05-2025	7th	4.20PM-5.00PM
305	CSEDS	UG	6	Big Data Technology	PCC-DS603	New	6886	3	07-05-2025	3rd	12.00-12.40PM
305	CSEDS	UG	6	Research Methodology	DS601	New	6880	3	07-05-2025	7th	4.20PM-5.00PM
305	CSEDS	UG	6	Machine Learning	PEC- DS601E	New	6891	4	08-05-2025	3rd	12.00-12.40PM
305	CSEDS	UG	6	Data Warehousing and Data Mining	PEC- DS602B	New	6893	5	10-05-2025	3rd	12.00-12.40PM

**FIEM (CC148)**  
**CA4 SCHEDULE - 8TH SEM - AY2024-25**

COURSE	COURSENAME	TYPE	SEM	PAPERNAME	PAPERCODE	SYLLABUS	UPID	DAY	DATE	SLOT	TIME
001	CSE	UG	8	Cryptography & Network Security	PEC- CS801 B	New	8257	1	05-05-2025	4th	1.00PM-1.40PM
001	CSE	UG	8	Web and Internet Technology	PEC- CS801D	New	8385	1	05-05-2025	4th	1.00PM-1.40PM
001	CSE	UG	8	Cyber Law and Ethics	OEC- CS801B	New	8258	2	06-05-2025	4th	1.00PM-1.40PM
001	CSE	UG	8	E-Commerce and ERP	OEC- CS802A	New	8261	3	07-05-2025	4th	1.00PM-1.40PM
002	IT	UG	8	Cryptography & Network Security	PECIT801B	New	8257	1	05-05-2025	4th	1.00PM-1.40PM
002	IT	UG	8	Cyber Law and Ethics	OECIT801B	New	8258	2	06-05-2025	4th	1.00PM-1.40PM
002	IT	UG	8	E-Commerce and ERP	OECIT802A	New	8261	3	07-05-2025	4th	1.00PM-1.40PM
003	ECE	UG	8	Fibre Optic Communication	PE-EC801B	New	8329	1	05-05-2025	4th	1.00PM-1.40PM
003	ECE	UG	8	Industrial Automation and Control	PE-EC802B	New	8337	2	06-05-2025	4th	1.00PM-1.40PM
003	ECE	UG	8	Cyber Security	OE-EC803C	New	8313	3	07-05-2025	4th	1.00PM-1.40PM
003	ECE	UG	8	Artificial Intelligence	OE-EC804A	New	8300	4	08-05-2025	4th	1.00PM-1.40PM
007	ME	UG	8	Maintenance Engineering	PE-ME801I	New	8273	1	05-05-2025	8th	5.20PM-6.00PM
007	ME	UG	8	Maintenance Engineering	PE-ME802I	New	8273	1	05-05-2025	8th	5.20PM-6.00PM
007	ME	UG	8	Power Plant Engineering	PE-ME801B	New	8278	2	06-05-2025	8th	5.20PM-6.00PM
007	ME	UG	8	Power Plant Engineering	PE-ME802B	New	8278	2	06-05-2025	8th	5.20PM-6.00PM
007	ME	UG	8	Energy Conservation and Management	OE-ME801E	New	8263	3	07-05-2025	4th	1.00PM-1.40PM
007	ME	UG	8	Energy Conservation and Management	OE-ME802E	New	8263	3	07-05-2025	4th	1.00PM-1.40PM
007	ME	UG	8	Total Quality Management	OE-ME801A	New	8289	3	07-05-2025	8th	5.20PM-6.00PM
007	ME	UG	8	Total Quality Management	OE-ME802A	New	8289	3	07-05-2025	8th	5.20PM-6.00PM
016	EE	UG	8	Utilization of Electric Power	PC-EE 801	New	8387	1	05-05-2025	4th	1.00PM-1.40PM
016	EE	UG	8	Line –commutated and active PWM rectifiers	PE- EE 801A	New	8342	2	06-05-2025	4th	1.00PM-1.40PM
016	EE	UG	8	Industrial Automation and Control	PE- EE 801D	New	8267	2	06-05-2025	4th	1.00PM-1.40PM
016	EE	UG	8	Biomedical Instrumentation	OE-EE 801B	New	8254	3	07-05-2025	4th	1.00PM-1.40PM
016	EE	UG	8	Sensors and Transducers	OE-EE 801D	New	8286	3	07-05-2025	4th	1.00PM-1.40PM
305	CSEDS	UG	8	Web and Internet Technology	PEC- DS 801E	New	8409	1	05-05-2025	4th	1.00PM-1.40PM
305	CSEDS	UG	8	Big Data Analysis	OECDS801A	New	8411	2	06-05-2025	4th	1.00PM-1.40PM
305	CSEDS	UG	8	Business Analytics	OEC- DS 802A	New	8415	3	07-05-2025	4th	1.00PM-1.40PM



## Guidelines for ONLINE SEMESTER EXAM 2020

### Step : 1

Visit the STUDENT LOGIN PORTAL

Using only your **Google Chrome browser** (*please upgrade your browser to the latest version*). You will find the below screen on your laptop.

Maulana Abul Kalam Azad University of Technology, W.B.  
West Bengal University of Technology  
BF 142, Sector 1, Salt Lake City, Kolkata-700064

EXAMINATION SYSTEM

**STUDENT**  
Click here to Login Portal

**ADMINISTRATOR LOGIN**  
To Login click here...

**TEACHER / EVALUATOR**  
To Login click here...

**COLLEGE/CENTER LOGIN**  
To Login click here...

**RESULT**  
Click Here to See Result Details ...

**HELP**  
HelpDesk  
Click Here ...

Instructions

Technical HelpDesk Details  
Mobile No - 9836319994, 9830602203

Activate Windows  
Go to Settings to activate Windows.

Maulana Abul Kalam Azad University of Technology Smart Examination System © 2021 - 2022

Click on the “STUDENT” tab (in the above screen) and enter your username and password on the screen shown below:



# Maulana Abul Kalam Azad University of Technology, West Bengal

formerly known as West Bengal University of Technology

BF 142, Sector 1, Salt Lake City, Kolkata-700064

Maulana Abul Kalam Azad University of Technology, W.B.  
West Bengal University of Technology  
BF 142, Sector 1, Salt Lake City, Kolkata-700064

EXAMINATION SYSTEM

## Student Login Portal

User Name: \*

Password\*

[Forget Password ?](#)



Submit



Cancel



STUDENT

Click here to Login Portal



RESULT

Click Here to See Result Details...

Instructions

Mobile No - 9836319994, 9830602203



COLLEGE/CENTER LOGIN

To Login click here...

Activate Windows

Go to Settings to activate Windows.

Maulana Abul Kalam Azad University of Technology Smart Examination System © 2021 - 2022

DASHBOARD

LOGOUT



Maulana Abul Kalam Azad University of Technology, W.B.  
formerly known as West Bengal University of Technology  
BF 142, Sector 1, Salt Lake City, Kolkata-700064

Helpline: 07314855319  
Email Id:

2020-21

Welcome 24001617034

Regular Enrolment Form

Student backlog Papers

LA MARKS

EXAMFORM

Backlog

Mar



Moocs



Mentor



Result



Practical Assessment



Admit Card



Special Supplementary Result



Review Result



Mobile/Email Update



Form Preview



Make Payment



Even Semester Backlog Online Exam

Upload accurate details as this Photo may be used for generating your Admit Card, Grade Cards, Certificate etc. [Click here to Upload Photo/Signature](#)

Support

Activate Windows

Go to Settings to activate Windows.

For the best view use Mozilla Firefox , Google Chrome browser

Copyright © 2021, Maulana Abul Kalam Azad University of Technology. All right reserved.

javascriptvoid(0);

Click on “EVEN SEMESTER BACKLOG ONLINE EXAM” icon as shown on the above screen.



# Maulana Abul Kalam Azad University of Technology, West Bengal

formerly known as West Bengal University of Technology

BF 142, Sector 1, Salt Lake City, Kolkata-700064

DASHBOARD

LOGOUT



Maulana Abul Kalam Azad  
University of Technology, W.B.  
formerly known as  
West Bengal University of Technology  
BF 142, Sector 1, Salt Lake City, Kolkata-700064

Helpline: 07314855319  
Email Id:

2020-21

Welcome 24001617034

## Student Exam Url

SL.No	Exam Type	Semester	Url
1	RE-APPEAR	Fourth Semester	<a href="#">Click here</a>

Support

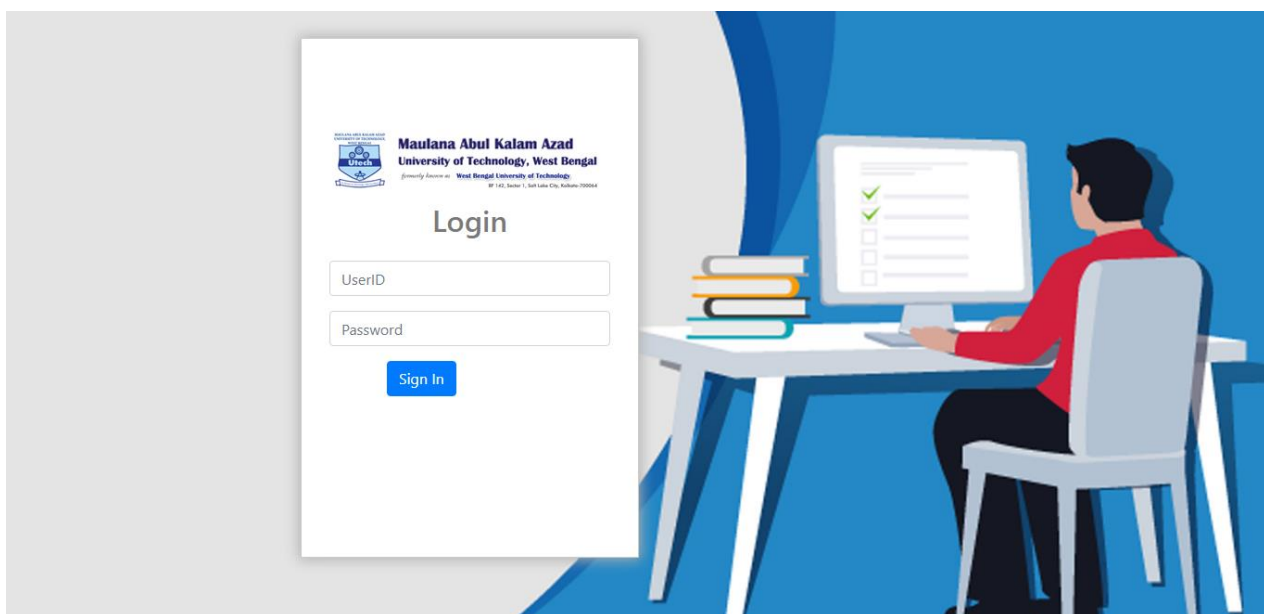
Activate Windows

Go to Settings to activate Windows.

For the best view use Mozilla Firefox , Google Chrome browser

Copyright © 2021, Maulana Abul Kalam Azad University of Technology. All right reserved.

Click on the “CLICK HERE” text to proceed to the login page of exam portal.

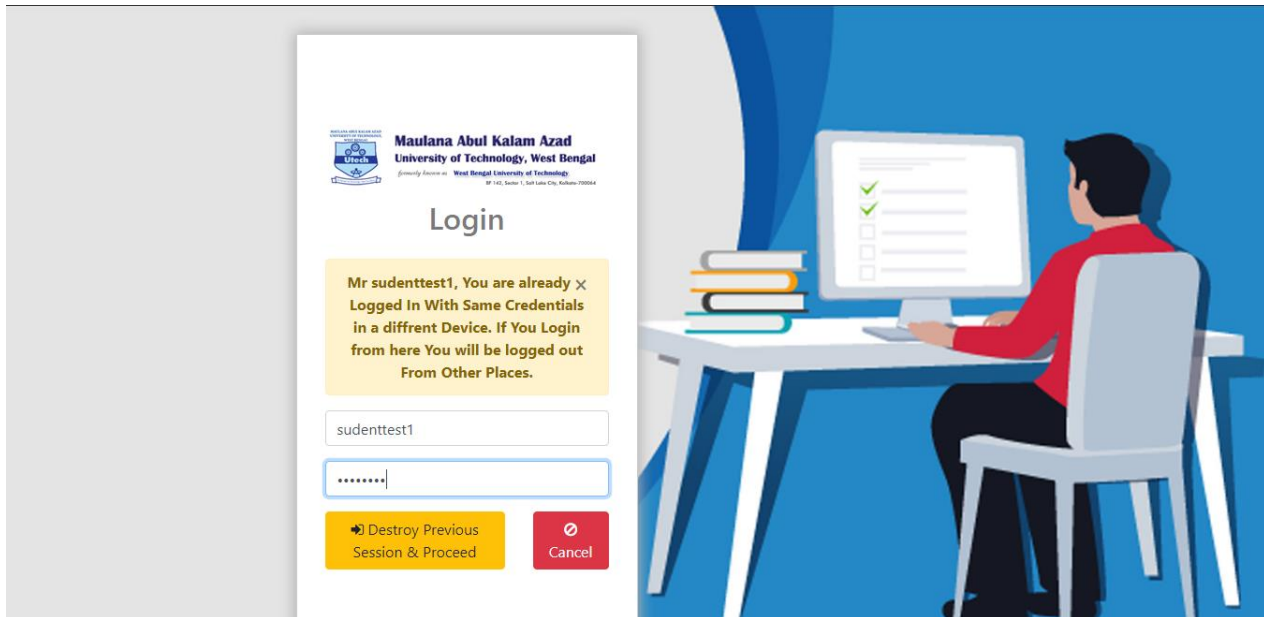






Login with the same user ID and Password as earlier.

**Please note : Single login from any one laptop device is allowed. If you have already Logged IN from any other devices , then log out from that device first and try to login from the current laptop device**



**READ ALL THE INSTRUCTIONS CAREFULLY BEFORE STARTING THE EXAM.**

Home / List Of Subjects

user1

Help & Support

Sign Out

TIME  
15:31:33

Welcome user1

Instructions

- Students are advised to report 15 minutes before & start their examination not later than 15 minutes of exam start time.
- Cover Page format to be filled & included in your Answers file PDF as the First Page. [Click Here](#)
- Notice related to conduction of Even Semester Backlog Examination is available [Click Here](#)

List Of Subjects Available For Examination Now

MAKAUT BACKLOG MOCK EXAM

List Of All Subjects

Activate Windows  
Go to Settings to activate Windows.





## Step : 2

After selecting your subject, below screen will appear for the first time to check your photo identity and allow you to enter in the online examination room. Click on the “Check Camera & Browser” button”.

The screenshot displays the MAKAUT BACKLOG MOCK EXAM interface. On the left, there is a navigation menu with options: List Of Exams, Help & Support, and Sign Out. Below the menu, the current time is shown as 15:32:35. The main content area is titled 'Exam Instruction' and contains a list of instructions for the exam. Below the instructions is an 'Exam Information' section with the following details:

Examination : MAKAUT BACKLOG MOCK EXAM	Current User : user1 user1 .
Total Screen Questions : 4	Total Duration : 2 Hours
Marks : 1	Total Time Remaining: 43 minutes 2 seconds

At the bottom of the page, there are two buttons: 'Back To Home' and 'Check Camera & Browser'. An 'Activate Windows' watermark is visible in the bottom right corner.

After successful checking of your desktop/laptop/mobile camera and browser, you will find all the five option in the below screen are  marked . In case any option/s are marked, please read the respective instruction point written at the top of the screen and follow the process. Your photo will appear in the camera box. Click on the “TAKE PHOTO” button for verification and that will allow you to proceed for the exam.



# Maulana Abul Kalam Azad University of Technology, West Bengal

formerly known as West Bengal University of Technology

BF 142, Sector 1, Salt Lake City, Kolkata-700064

2. Please ensure you are using latest version of Chrome browser
3. If "support WebRTC" is coming with a "X" mark then you are likely using an old version of Chrome . Please update to latest version and then try the test again.
4. Please ensure all the tabs are highlighted with a green tick(✓)mark

1. আপনার কম্পিউটার / মোবাইল ফোনে ক্যামেরা এবং মাইক্রোফোনের সুবিধা রয়েছে নিশ্চিত করুন।
2. দয়া করে নিশ্চিত করুন যে আপনি ক্রোম / ফায়ারফক্স ব্রাউজারের সর্বশেষতম সংস্করণটি ব্যবহার করছেন।
3. যদি " support WebRTC " ট্যাবটি "X" চিহ্ন নিয়ে আসে তবে আপনি সম্ভবত Chrome একটি পুরানো সংস্করণ ব্যবহার করছেন। দয়া করে সর্বশেষ সংস্করণে আপডেট করুন এবং তারপরে আবার পরীক্ষার চেষ্টা করুন।
4. দয়া করে নিশ্চিত করুন যে সমস্ত ট্যাব (নীচে) একটি সবুজ টিক (✓) চিহ্ন সহ হাইলাইট হয়েছে।

Take Snapshot to Continue..

1. Browser : Chrome ✓
2. Support WEBRTC : ✓
3. Found webcam devices : 1 webcam devices Found ✓
4. Device : Laptop/System ✓
5. Webcam permissions : ✓

✕ Cancel & Go Back

🔄 Retry Permissions

Camera



📷 Take Photo

Activate Windows  
Go to Settings to activate Windows.

**Uploading photo may take some time as per your internet connection speed and bandwidth. Please do not refresh or move out from the screen until it gets 100% completed.**

List Of Exams

Help & Support

Sign Out

TIME  
15:33:25

## MAKAUT BACKLOG MOCK EXAM

### Exam Instruction

- This is a Subjective paper of 70 marks with total duration of 195 minutes [180 minutes for Writing & 15 minutes for Uploading].
- Students are to take the exam preferably from a webcam enabled Windows Laptop / Desktop using latest Chrome Browser.
- Students will be required to write their answers on A4 sized paper with margins and page numbers. After completing they have to upload images of the same in the form of ONE single PDF file with the Cover Page as per format given by the University. No other page should contain Student's identification details like Roll No / Name etc
- Movement away from the Browser and presence of another person in the same room from which the Student is taking the Examination is prohibited. Camera needs to be kept on for the entire duration of the examination. All the activity of students will be recorded and subject to review during and after the examination. Any malpractice would be treated as use of Unfair means and will lead to cancellation of the Examination.



### Exam Information

Examination : MAKAUT BACKLOG MOCK EXAM

Current User : user1 user1 .

Total Screen Questions : 4

Total Duration : 2 Hours

Marks : 1

Total Time Remaining: 42 minutes 4 seconds

Activate Windows  
Go to Settings to activate Windows.

🏠 Back To Home

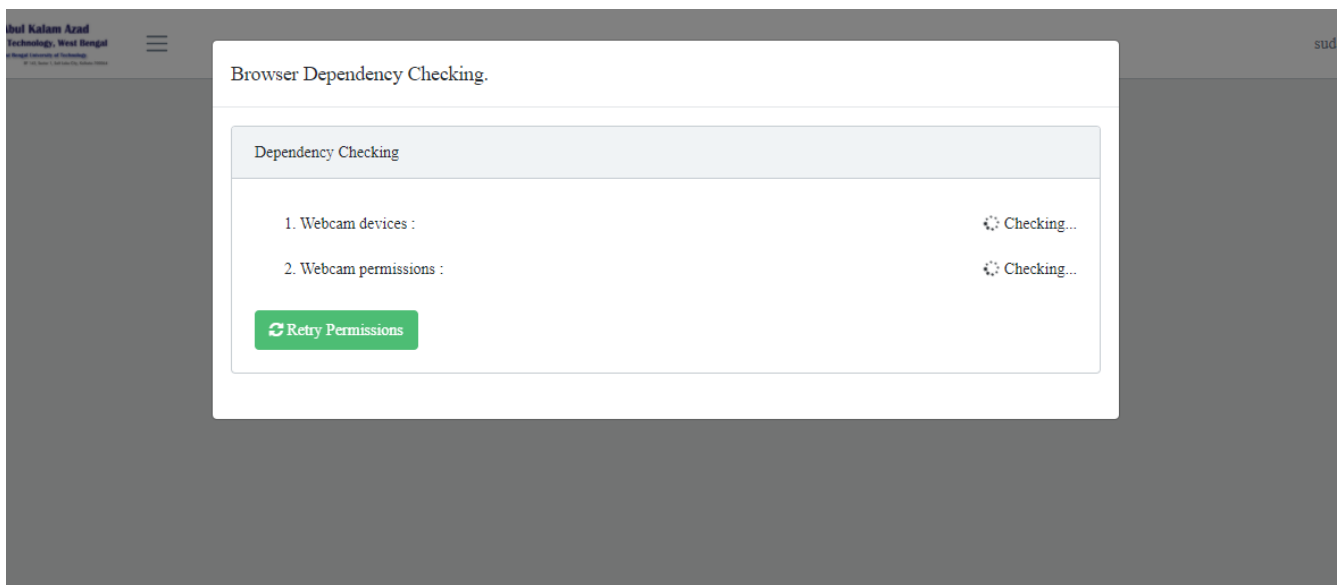
🕒 Start Exam



### **Step : 3**


All examinations will start as per time schedule mentioned in the notice. Click on the “Start Exam” button only after the schedule starts examination time. Time remaining will show you the balance time left to complete the exam.

**The question on the screen auto loads. Please wait to appear your question on the screen .**



### **Step : 4**

After clicking on “Start Exam”, **Important Guidelines** will appear on 1<sup>st</sup> screen and **READ ALL THE GUIDELINES VERY CAREFULLY BEFORE MOVING FORWARD.**



user1  
user1  
MAKAUT BACKLOG MOCK  
EXAM


1 2 3 4

Take a break

### Important Guidelines

1. The Student should attempt the following questions during the stated duration. After attempt of all questions or completion of examination time, student must upload the scan copy of the answer sheets as single pdf with cover page as provided in their University login.
2. The cover page information should be filled up by the students properly. No other paper should contain any information like roll number, name, registration number etc. except the answers by the Student.
3. The pages should have a left and top margin.
4. The pages should properly be numbered at top right corner of the page. While writing page number only number should be written.
5. While scanning student must follow the page number order.
6. Student should verify the scanned copy before uploading and submit the information on the website regarding the number of pages uploaded including cover page.
7. The students will get 15 minutes extra time duration for uploading the script in pdf format in addition to examination time.

Click on “NEXT” button as shown below:



user1  
user1  
MAKAUT BACKLOG MOCK  
EXAM

1 2 3 4

Take a break

4. The pages should properly be numbered at top right corner of the page. While writing page number only number should be written.
5. While scanning student must follow the page number order.
6. Student should verify the scanned copy before uploading and submit the information on the website regarding the number of pages uploaded including cover page.
7. The students will get 15 minutes extra time duration for uploading the script in pdf format in addition to examination time.
8. A student can upload 32 pages including cover page in a single pdf.
9. The student should preserve the original scripts of the examinations and should submit after examination at their colleges.
10. No results will be published if physical script and pdf scripts differs in any manner.

Next



The second screen will have the QUESTION PAPER. Read the Questions and start writing your answers on A4 sheet paper. After completing the writing of your answer. Click on the “NEXT” button to move forward and upload the answers written by you.

The screenshot shows the exam interface for a mock test. On the left, there is a blue sidebar with a user profile icon, the name 'user1', and the text 'MAKAUT BACKLOG MOCK EXAM'. Below this are four numbered buttons (1, 2, 3, 4) and a 'Take a break' button. The main content area is titled 'Question Paper for MOCK Test' and 'Time: 2 Hours'. It contains four questions:

1. Why you have chosen your professional career, elaborate (500 words).
2. How you are planning contribute to the growth of the country with your technical and professional skills (500 words)?
3. What is your future plan (500 words)?
4. Describe your idea on startup and entrepreneurship (500 words).

At the bottom, there are 'Previous' and 'Next' buttons. A watermark 'Activate Windows' is visible in the bottom right corner.

Click on “NEXT” button to go to the next screen. Here you will upload your handwritten answer sheets in single PDF file. Click on “Choose File” option and select your answer file and upload. You can also upload your answer sheets PDF file by scanning the QR code.

The screenshot shows the upload screen for handwritten answer sheets. The top bar includes the university logo, the name 'student3', and a 'Time Left' indicator showing '1 hour 17 minutes 16 seconds'. The main content area is titled 'Screen. 2' and contains a warning message: 'We are watching! You are moving away from the browser/camera too many times. You are not allowed to do so. This may cancel your examination.' Below this, there is a text prompt: 'Please Upload ALL your hand written answer sheet images for this paper as ONE Single PDF File. First page of the PDF should be the Filled Cover Sheet prescribed by the University. Note : Please make sure you upload the right PDF file and do not miss any of your answers / pages or the Filled Cover Sheet. No changes will be entertained after the Exam has ended.' There is an 'ans.' label and a 'Choose File' button with the text 'No file chosen'. A yellow box contains instructions: 'Please upload one single PDF file of your answer to this question. Image upload is not allowed. Once file is uploaded press "Save & continue" to save. To replace file chose different file and follow same process'. A QR code is displayed on the right side. A watermark 'Activate Windows' is visible in the bottom right corner.



# Maulana Abul Kalam Azad University of Technology, West Bengal

formerly known as West Bengal University of Technology

BF 142, Sector 1, Salt Lake City, Kolkata-700064

As soon as, you select the file and upload you will be able to see the uploading of your file in a progress bar depending upon your internet speed. The screen looks like below:

The screenshot shows the exam interface for 'MAKAUT BACKLOG MOCK EXAM'. The user is logged in as 'sudentest1'. The interface includes a navigation sidebar with a 'Take a break' button. The main content area displays 'Screen. 2' and a warning message: 'We are watching! You are moving away from the browser/camera too many times. You are not allowed to do so. This may cancel your examination.' Below this, instructions state: 'Please Upload ALL your hand written answer sheet images for this paper as ONE Single PDF File. First page of the PDF should be the Filled Cover Sheet prescribed by the University. Note : Please make sure you upload the right PDF file and do not miss any of your answers / pages or the Filled Cover Sheet. No changes will be entertained after the Exam has ended.' A file upload section shows a 'Choose File' button and 'No file chosen' text. A yellow box provides instructions: 'Please upload one single PDF file of your answer to this question. Image upload is not allowed. Once file is uploaded press "Save & continue" to save. To replace file chose different file and follow same process'. A QR code is visible on the right. The 'Selected File Name' is 'sample2.pdf ( 1.08 MB )'. A progress bar is shown with a 'Please Wait...' message. An 'Activate Windows' watermark is present at the bottom right.

After scanning and uploading the answer, click on “NEXT”.

The screenshot shows the exam interface after the file upload. The user is logged in as 'user1'. The interface includes a navigation sidebar with a 'Take a break' button. The main content area displays 'cancel your examination.' at the top. Instructions are repeated: 'Please Upload ALL your hand written answer sheet images for this paper as ONE Single PDF File. First page of the PDF should be the Filled Cover Sheet prescribed by the University. Note : Please make sure you upload the right PDF file and do not miss any of your answers / pages or the Filled Cover Sheet. No changes will be entertained after the Exam has ended.' The file upload section shows 'Choose File' and 'No file chosen'. A yellow box provides instructions: 'Please upload one single PDF file of your answer to this question. Image upload is not allowed. Once file is uploaded press "Save & continue" to save. To replace file chose different file and follow same process'. The QR code is visible on the right. The 'Selected File Name' is 'sample.pdf ( 555.09 KB )'. A progress bar is shown. A 'Previous' button is visible at the bottom left, and a 'Next' button is visible at the bottom right. An 'Activate Windows' watermark is present at the bottom right.



As soon as, you click on NEXT, you will be able to see the next screen as below:

The screenshot shows the exam interface for 'Screen. 4'. At the top, there are statistics: Visited 4/4, Not Visited 0, Review 0, and Time Left: 27 minutes 25 seconds. A warning message states: 'We are watching! You are moving away from the browser/camera too many times. You are not allowed to do so. This may cancel your examination.' Below this, it displays the system-generated PDF filename: 'user1\_useranswer\_makaut\_481655\_108356\_1619605054141063.pdf' and its details: 'Total Pages : 43 (File Size : 555.09 KB)'. Instructions follow, asking the user to click 'SAVE & FINISH' if the upload is successful, or 'Previous' if not. The interface includes a 'Previous' button and a 'Save & Finish' button. A 'Take a break' option is visible in the left sidebar.

Here, all the details of your uploaded file is provided. Please cross-check and Click on “Previous” button to check the uploaded file.

The screenshot shows the exam interface for 'Screen. 4'. At the top, there are statistics: Visited 4/4, Not Visited 0, Review 0, and Time Left: 27 minutes 25 seconds. A yellow warning message states: 'Please upload one single PDF file of your answer to this question. Image upload is not allowed. Once file is uploaded press "Save & continue" to save. To replace file chose different file and follow same process'. Below this, there is a 'Choose File' button and a QR code. A small window showing a PDF preview is visible. The interface includes a 'Previous' button and a 'Next' button. A 'Take a break' option is visible in the left sidebar.





## Step : 5

Once you complete all the questions, click the “Save & Finish” button and proceed to submit the paper.

The screenshot shows the exam interface for 'user1' on 'Screen. 4'. The interface includes a sidebar with a user profile, a progress indicator showing '4/4' questions visited, and a 'Time Left' of '25 minutes 45 seconds'. A red box highlights the 'Save & Finish' button at the bottom right of the main content area. The main content area displays the system-generated name of the uploaded PDF file: 'user1\_useranswer\_makaut\_481655\_108356\_1619605054141063.pdf' and its details: 'Total Pages : 43 (File Size : 555.09 KB)'. A warning message at the top states: 'We are watching! You are moving away from the browser/camera too many times. You are not allowed to do so. This may cancel your examination.' The 'Previous' button is also visible at the bottom left.

After submitting the paper, Confirmation dialog box pops up, Click on “Yes”.

The screenshot shows the exam interface for 'studentt3' on 'Screen. 3'. A confirmation dialog box is displayed in the center, asking 'Are you sure to finish this subject?' with 'No' and 'Yes' buttons. The 'Yes' button is highlighted with a green checkmark. The background interface shows the user profile, a progress indicator showing '3' questions visited, and a 'Time Left' of '25 minutes 45 seconds'. The main content area displays the system-generated name of the uploaded PDF file: 'studentt3\_useranswer\_makaut\_76185\_108162\_1619014350140662.pdf' and its details: 'Total Pages : 0 (File Size : 4.02 MB)'. The 'Previous' button is visible at the bottom left, and the 'Save & Finish Subject' button is visible at the bottom right.



# Maulana Abul Kalam Azad University of Technology, West Bengal

formerly known as West Bengal University of Technology

BF 142, Sector 1, Salt Lake City, Kolkata-700064

After completing the exam, the system will redirect you to the home screen and Click on the logout icon to logout. You will also get an email after completing your exam on your registered EMAIL ID stating your file details and exam completion success message.

**Maulana Abul Kalam Azad**  
University of Technology, West Bengal  
formerly known as West Bengal University of Technology  
BF 142, Sector 1, Salt Lake City, Kolkata-700064

sudentest3

Home / List Of Subjects

Help & Support

Sign Out

TIME  
12:47:36

Instructions

Please check all the papers displayed in the below subject list and make sure the paper listing is correct.

List Of Subjects Available For Examination Now ↻

MAKAUT BACKLOG MOCK EXAM

List Of All Subjects

MME : MAKAUT MOCK EXAM

Activate Windows



**FIEM (CC148)**  
**CA4 SCHEDULE - PG - MBA & MCA, AY 2024-25**

COURSE	COURSENAME	TYPE	SEM	PAPERNAME	PAPERCODE	SYLLABUS	UPID	DAY	DATE	SLOT	TIME
009	Master of Business Administration	PG	2	Operations Research	MB-201	2023-24-C	2545	1	05-05-2025	1st	10.00AM -10.40AM
009	Master of Business Administration	PG	2	Human Resource Management	MB-206	2023-24-C	2550	1	05-05-2025	5th	2.20PM-3.00PM
009	Master of Business Administration	PG	2	Financial Management	MB-202	2023-24-C	2546	2	06-05-2025	1st	10.00AM -10.40AM
009	Master of Business Administration	PG	2	Marketing Management	MB-203	2023-24-C	2547	3	07-05-2025	1st	10.00AM -10.40AM
009	Master of Business Administration	PG	2	Operations and Project Management	MB-204	2023-24-C	2548	4	08-05-2025	1st	10.00AM -10.40AM
009	Master of Business Administration	PG	2	Management Information System	MB-205	2023-24-C	2549	5	10-05-2025	1st	10.00AM -10.40AM
710	Master of Computer Application	PG	2	Data Structure with Python	MCAN-201	2020-21A	2518	1	05-05-2025	1st	10.00AM -10.40AM
710	Master of Computer Application	PG	2	Operating System	MCAN-202	2020-21A	2519	2	06-05-2025	1st	10.00AM -10.40AM
710	Master of Computer Application	PG	2	Object Oriented Programming with JAVA	MCAN-203	2020-21A	2520	3	07-05-2025	1st	10.00AM -10.40AM
710	Master of Computer Application	PG	2	Networking	MCAN-204	2020-21A	2521	4	08-05-2025	1st	10.00AM -10.40AM
710	Master of Computer Application	PG	2	Introduction to Cyber Security	MCAN-E205D	2020-21A	2525	5	10-05-2025	1st	10.00AM -10.40AM
009	Master of Business Administration	PG	4	Product and Brand Management	MM 401	2023-24-C	4884	1	05-05-2025	2nd	11.00AM-11.40AM
009	Master of Business Administration	PG	4	Derivatives and Risk Management	FM 401	2023-24-C	4892	1	05-05-2025	2nd	11.00AM-11.40AM
009	Master of Business Administration	PG	4	Employee Relations & Labour Laws	HR 401	2023-24-C	4896	1	05-05-2025	2nd	11.00AM-11.40AM
009	Master of Business Administration	PG	4	Big Data Technology	BA 401	2023-24-C	4904	1	05-05-2025	2nd	11.00AM-11.40AM
009	Master of Business Administration	PG	4	Service Marketing	MM 404	2023-24-C	4887	1	05-05-2025	4th	1.00PM-1.40PM
009	Master of Business Administration	PG	4	Strategic HRM	HR 403	2023-24-C	4898	1	05-05-2025	6th	3.20PM-4.00PM
009	Master of Business Administration	PG	4	Retail Management	MM 402	2023-24-C	4885	2	06-05-2025	2nd	11.00AM-11.40AM
009	Master of Business Administration	PG	4	Financial Modelling and Corporate Valuation	FM 402	2023-24-C	4893	2	06-05-2025	2nd	11.00AM-11.40AM
009	Master of Business Administration	PG	4	Managing Diversity, Equity Inclusion (DEI) and	HR 402	2023-24-C	4897	2	06-05-2025	2nd	11.00AM-11.40AM
009	Master of Business Administration	PG	4	Data Mining	BA 402	2023-24-C	4905	2	06-05-2025	2nd	11.00AM-11.40AM
009	Master of Business Administration	PG	4	Performance and Compensation Management	HR 404	2023-24-C	4899	2	06-05-2025	6th	3.20PM-4.00PM
009	Master of Business Administration	PG	4	Data Analytics using Python	BA 403	2023-24-C	4906	3	07-05-2025	2nd	11.00AM-11.40AM
009	Master of Business Administration	PG	4	Application of Analytics in Business	BA 404	2023-24-C	4907	4	08-05-2025	2nd	11.00AM-11.40AM
009	Master of Business Administration	PG	4	Managing Bank and Financial Institutions	FM 403	2023-24-C	4894	4	08-05-2025	4th	1.00PM-1.40PM
009	Master of Business Administration	PG	4	Sales & Distribution Management	MM 403	2023-24-C	4886	5	10-05-2025	2nd	11.00AM-11.40AM
009	Master of Business Administration	PG	4	Personal Financial Planning	FM 404	2023-24-C	4895	5	10-05-2025	4th	1.00PM-1.40PM